


**rapid**  
ALUMINIUM



## **RAPID Partition Suite**

**800 Series & 900 Series**

*The new benchmark of strength and design reimagined*



## INTRODUCING OUR NEWEST PARTITION SUITE...

### THE 800 SERIES – 100MM (TO SUIT 64MM STUD)

We have redesigned a new suite to cater to the needs of the ever-growing shop fitting and partitions market, with its new and improved robust design our latest addition will surely impress. Our 800 Series is designed 64mm studs application with 13mm plasterboard, While our 900 Series is for 90mm studs. These suites offer a straightforward and effective centre glazing option. Centre glazed is most commonly used glazing option in the market and is by far the easiest to work with for both fabricators and installers alike. These suites have a 14.4mm glazing pocket that can accommodate a wide range of glass options for whatever your project demands. There is also enough clearance within the frame dimensions for the ability to incorporate blinds and other privacy options thanks to the 100.7mm and 131mm framing.

#### Features of our Partition Suite

- Glazing pocket suitable for 6mm to 10mm glass
- Glazing pocket offers flexibility of either a captive wedge or silicone glazing options
- Plasterboard options:

#### 800 Series

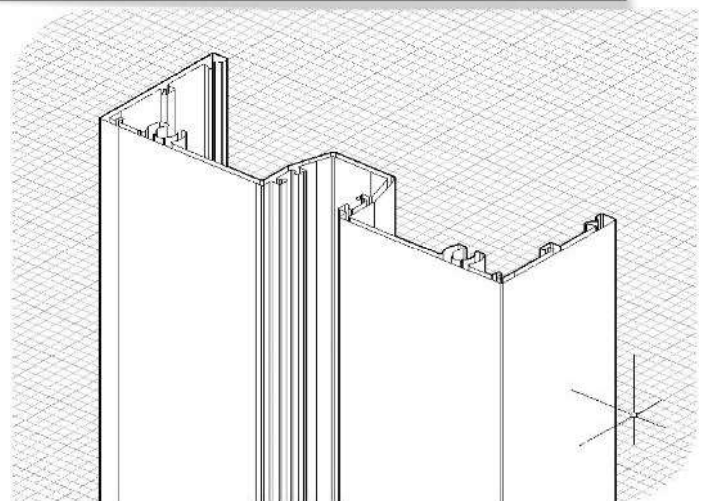
- 13mm plasterboard +64mm studs + 13mm plasterboard
- 2x skin 13mm plasterboard + 51mm studs + 13mm plasterboard

#### 900 Series

- 13mm plasterboard +90mm studs + 13mm

plasterboard

- Offers Door Stop options to suit 35mm, 38mm and 45mm doors
- Gusset Joining System for both window/door frames and ceiling channel provides cleaner looking joins and seamless mitre intersections.



# 800 SERIES - 100mm (TO SUIT 64mm STUD & 13mm PLASTER)

## FRAMES & SILLS

### CFP810 - Ceiling Channel (10mm Shadow Line)

(Accepts: 64mm Stud & 13mm Plaster)

Length	Colour
6.5mtr	Mill / Natural Anodised / Powdercoated

### CFP812 - Flat Ceiling Channel

(Accepts: 64mm Stud & 13mm Plaster)

Length	Colour
6.5mtr	Mill / Natural Anodised / Powdercoated

### CFP811 - Door Frame (With Legs)

(Accepts: CFP809, CFP807, 64mm Stud & 13mm Plaster)

Length	Colour
6.5mtr	Mill / Natural Anodised / Powdercoated

### CFP803 - Window Sill

(Accepts: CFP804 Bead)

Length	Colour
6.5mtr	Mill / Natural Anodised / Powdercoated

### CFP801 - Window Frame

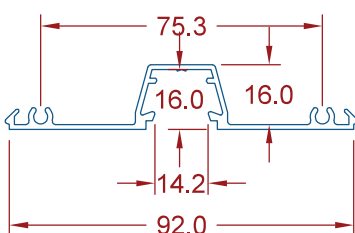
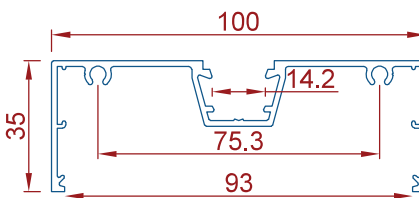
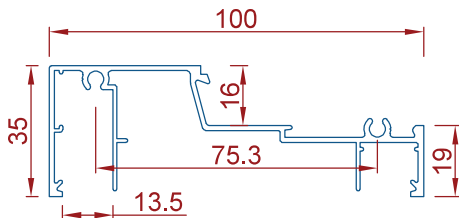
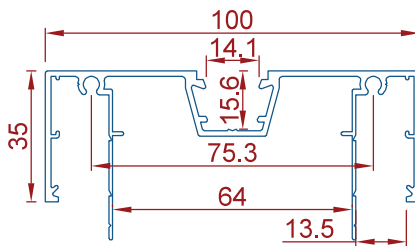
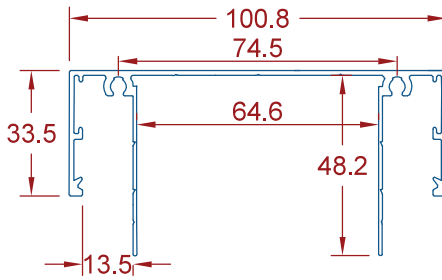
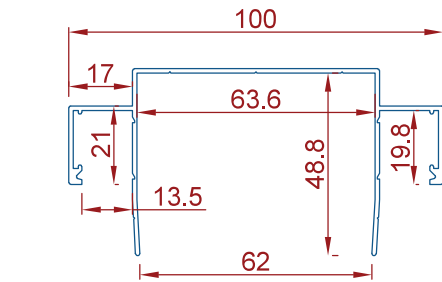
(Accepts: CFP809, CFP807)

Length	Colour
6.5mtr	Mill / Natural Anodised / Powdercoated

### CFP805 - Glazing Adaptor

(Accepts: CFP809, CFP807)

Length	Colour
6.5mtr	Mill / Natural Anodised / Powdercoated



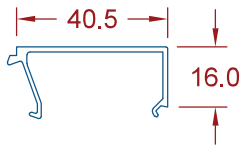
\*\*\*Please note: Images are not to scale\*\*\*

# 800 SERIES - 100mm (TO SUIT 64mm STUD & 13mm PLASTER)

## ADAPTOR, BEAD & DOOR STOPS

### CFP804 - Sill Bead

(Accepts: CFP803)

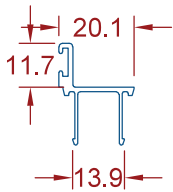


Length	Colour
6.5mtr	Mill / Natural Anodised / Powdercoated

### CFP809 - 35mm Door Stop

(Accepts: CFP801, CFP805, CFP811)

(Accepts: **CFH16** & **CFH56**)

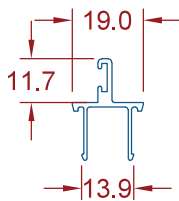


Length	Colour
6.5mtr	Mill / Natural Anodised / Powdercoated

### CFP807 - 45mm Door Stop

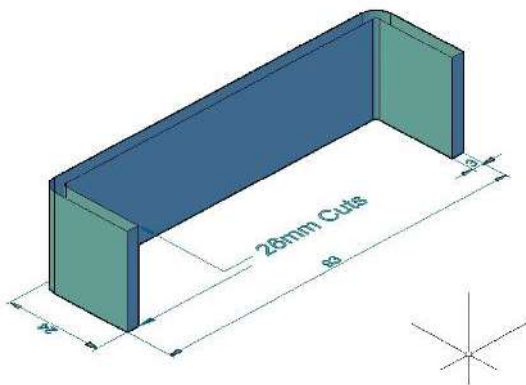
(Accepts: CFP801, CFP805, CFP811)

(Accepts: **CFH16** & **CFH56**)



Length	Colour
6.5mtr	Mill / Natural Anodised / Powdercoated

### CFP813 - Floor Guide (Mill Finish Only)

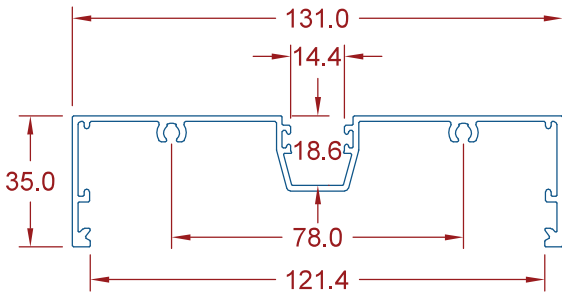


QTY	Colour
EACH	Mill

\*\*\*Please note: Images are not to scale\*\*\*

# 900 SERIES - 131mm (TO SUIT 90mm STUD & 13mm PLASTER)

## FRAMES, SILLS & ADAPTOR

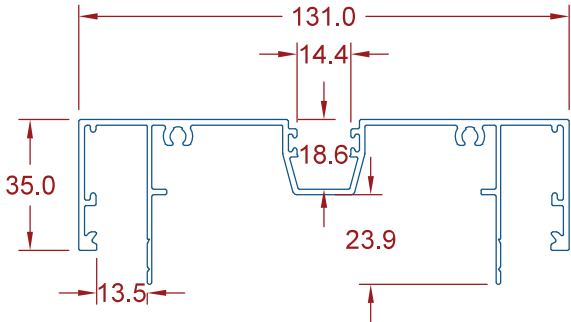


### CFP900 - Window Frame

(Accepts: CF306, CFP907, CFP909)

(Accepts: **CFH014**)

Length	Colour
6.0mtr	Mill / Natural Anodised / Powdercoated

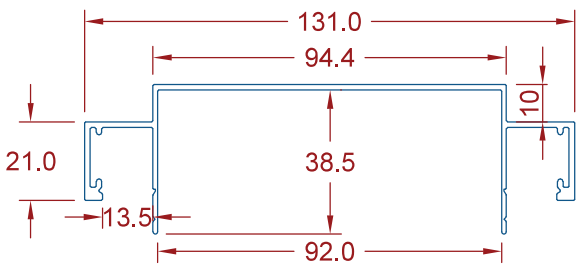


### CFP901 - Door Frame (With Legs)

(Accepts: CF306, CFP907, CFP909, 90mm Stud & 13mm Plaster)

(Accepts: **CFH014**)

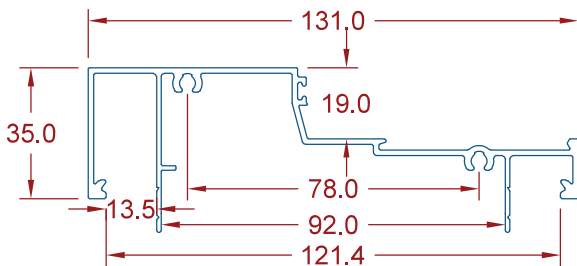
Length	Colour
6.0mtr	Mill / Natural Anodised / Powdercoated



### CFP902 - Ceiling Channel (10mm Shadow Line)

(Accepts: 90mm Stud & 13mm Plaster)

Length	Colour
6.0mtr	Mill / Natural Anodised / Powdercoated

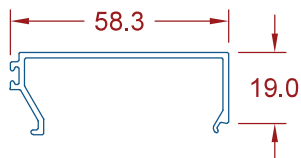


### CFP903 - Window Sill

(Accepts: CFP904 Bead)

(Accepts: **CFH014**)

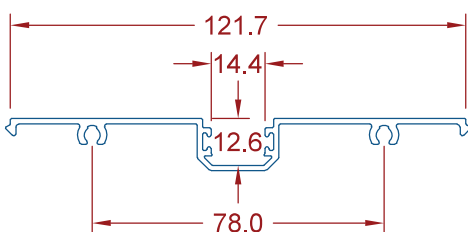
Length	Colour
6.0mtr	Mill / Natural Anodised / Powdercoated



### CFP904 - Sill Bead

(Accepts: CFP903)

Length	Colour
6.0mtr	Mill / Natural Anodised / Powdercoated



### CFP905 - Glazing Adaptor

(Accepts: CF306, CFP900, CFP907, CFP909)

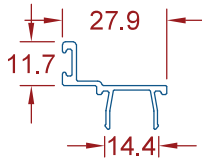
(Accepts: **CFH014**)

Length	Colour
6.0mtr	Mill / Natural Anodised / Powdercoated

\*\*\*Please note: Images are not to scale\*\*\*

# 900 SERIES - 131mm (TO SUIT 90mm STUD & 13mm PLASTER)

## DOOR STOPS & POCKET FILLER

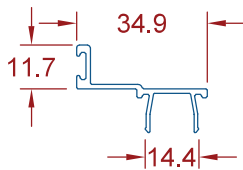


### CFP907 - 45mm Door Stop

(Accepts: CFP900, CFP901, CFP905)

(Accepts: **CFH16** & **CFH56**)

Length	Colour
6.5mtr	Mill / Natural Anodised / Powdercoated



### CFP909 - 38mm Door Stop

(Accepts: CFP900, CFP901, CFP905)

(Accepts: **CFH16** & **CFH56**)

Length	Colour
6.5mtr	Mill / Natural Anodised / Powdercoated



### CF306 - Pocket Filler

(Accepts: CFP900, CFP901, CFP905)

Length	Colour
6.5mtr	Mill / Natural Anodised / Powdercoated

\*\*\*Please note: Images are not to scale\*\*\*



## **600 SERIES – RAPID PARTITION SUITE LITE**

Trusted by many of our customers as our longest running partition suite.

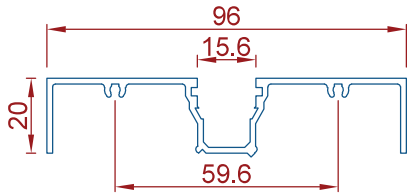
# 600 SERIES - 90mm (TO SUIT 64mm STUD & 13mm PLASTER)

## FRAMES, SILLS & ADAPTOR

### CFP601 - Window Frame

(Accepts: CFP506, CFP607, CFP609)

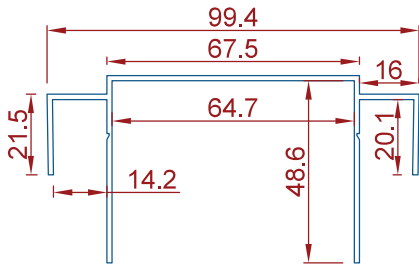
Length	Colour
6.0mtr	Mill / Natural Anodised / Powdercoated
2.75mtr	



### CFP602 - Ceiling Channel (10mm Shadow Line)

(Accepts: 64mm Stud & 13mm Plaster)


Length	Colour
6.0mtr	Mill / Natural Anodised / Powdercoated
2.75mtr	



### CFP610 - Ceiling Channel (10mm Shadow Line)

(Accepts: 90mm Stud & 13mm Plaster)

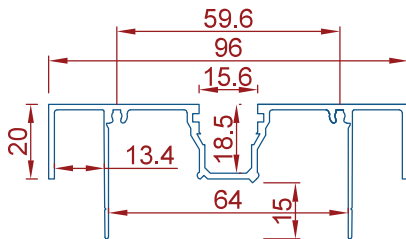
Length	Colour
6.0mtr	Mill / Natural Anodised / Powdercoated
2.75mtr	



### CFP611 - Door Frame (With Legs)

(Accepts: CFP506, CFP607, CFP609)

Length	Colour
6.0mtr	Mill / Natural Anodised / Powdercoated
2.75mtr	

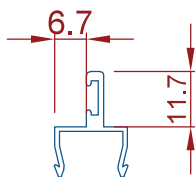


### CFP607 - 45mm Door Stop

(Accepts: CFP601, CFP611)

(Accepts: CFH16 & CFH56)

Length	Colour
6.5mtr	Mill / Natural Anodised / Powdercoated

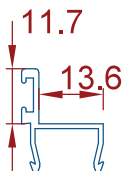


### CFP609 - 35mm Door Stop

(Accepts: CFP601, CFP611)

(Accepts: CFH16 & CFH56)

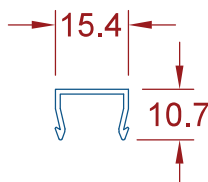
Length	Colour
6.5mtr	Mill / Natural Anodised / Powdercoated



### CFP506 - Pocket Filler

(Accepts: CFP601, CFP611)

Length	Colour
6.5mtr	Mill / Natural Anodised / Powdercoated



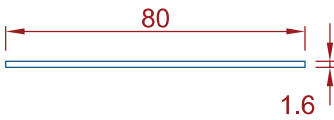
\*\*\*Please note: Images are not to scale\*\*\*



# SKIRTING & PLANKS

## SKIRTING

### FB018 - 80 x 1.6mm Flat Bar




Length	Colour
3.6mtr	Mill / Natural Anodised / Powdercoated

### FB020 - 100 x 1.6mm Flat Bar



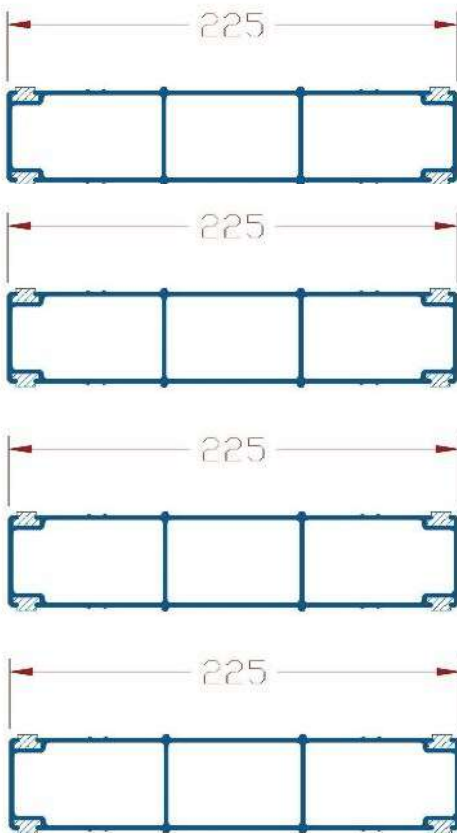
Length	Colour
3.6mtr	Mill / Natural Anodised / Powdercoated

### FB024 - 150 x 1.8mm Flat Bar



Length	Colour
3.6mtr	Mill / Natural Anodised / Powdercoated

## SCAFFOLD PLANKS - 240kg MAX SPAN @ 2.6mtr SUPPORTS



### Plank 3 - 3mtr Plank

Length	Colour
3mtr	Mill

### Plank 4 - 4mtr Plank

Length	Colour
4mtr	Mill

### Plank 5 - 5mtr Plank

Length	Colour
5mtr	Mill

### Plank 6 - 6mtr Plank

Length	Colour
6mtr	Mill

**ALL PLANKS COMPLETE WITH END CAPS**

\*\*\*Please note: Images are not to scale\*\*\*